



Highlights

- Over 26,000 people are highly food insecure in Dolpa, Jumla and Mugu where cases of acute child malnutrition have been reported.
- Several areas of the Hills and Mountains of the Mid/Far-West are highly or moderately food insecure due to remoteness and marginal agricultural land, poor to moderate summer crops production (making people more dependent on purchased food), high food prices and limited income opportunities.
- Though the food security situation has improved in the flood affected areas of West Terai, about 40,000 people are still highly food insecure and need support for the rehabilitation of their livelihoods.
- Over the period October to December 2008, the number of highly and severely food insecure people decreased compared to the previous quarter. WFP and other agencies interventions, the harvesting of summer crops, improved market supplies and income opportunities with the end of the rainy season, contributed to this improvement.
- The situation is anticipated to worsen during January-March in some of the highly and moderately food insecure areas of Karnali, Far-West, Jajarkot, Dailekh and north Rukum in Rapti-Bheri, but is expected to remain stable in the other districts of Rapti-Bheri, West Terai and Central-East.
- There is indication of poor to moderate winter crops conditions in some parts of the Mid/Far-Western Hills and Mountains due to insufficient rainfall. If no rain occurs in February, production could considerably decrease, further deteriorating the food security situation from June onwards.

This bulletin provides the latest update on the food security situation in 47 districts, covered by the field surveillance system of the Nepal Food Security Monitoring and Analysis System (FSMAS) using the food security phase classification methodology. Map 1 and 2 show the food security situation for December 2008 and its likely evolution during the period January-March 2009. Pages 7 to 16 provide a detailed description of food security for districts ranked according to their overall phase classification. Table 1 on page 17 gives detailed estimates of the number of highly and severely food insecure populations. Pages 3-4 provide an overview of selected household food security indicators in their respective food security phase classifications.

Overview

Karnali

Around 26,600 people are highly food insecure in Dolpa, Jumla and Mugu where cases of acute child malnutrition have been reported and where locals are adopting a combination of sustainable and unsustainable coping strategies. Other areas of these districts and of Humla and Kalikot are moderately food

insecure or food secure. The conditions of food insecurity have been caused by a variety of factors including: poor to moderate production of summer crops; marginal agricultural land; limited or no employment opportunities; inability to trade across the Tibet border because routes have been closed due to early snow; and decreased income from the sale of *Yarsagumba* and other herbs. In some VDCs, the food security has improved compared to last quarter (from severely/highly to moderately food insecure), because of support from WFP and other development agencies as well as the Government. The situation is likely to worsen during January-March in some highly and moderately food insecure areas.

Western Terai

About 40,300 people are still highly food insecure in Kailali and Kanchanpur which were badly affected by floods in September. In these areas, locals are struggling to reestablish their livelihood as their agricultural land was entirely covered by river sediments. The remaining VDCs of these two districts and the other Western Terai districts monitored by the Nepal Food Security Monitoring and Analysis System are

generally food secure and have a stable outlook for next quarter.

Far-West

The food security situation has substantially improved in Darchula, Bajhang, Bajura and Achham. This improvement is due to WFP food assistance (Bajura, Achham), summer crop production (moderate to poor in Bajhang and moderate in Bajura and parts of Darchula), sales of natural herbs/cash crops, and better market supply. Most of the Far-Western districts are currently food secure or moderately food insecure. The food insecure areas are generally remote areas with limited road/market access and marginal agricultural land. Food security is expected to deteriorate in the next quarter as limited household food stocks will be quickly depleted, no income opportunities will be available and winter crops will not be harvested until April. Food secure areas will likely continue to be secure during February-March, except for some VDCs in Darchula, Bajhang, Baitadi, Doti, and Achham.



Rapti-Bheri

Around 11,600 people are still highly food insecure in north-west Rolpa. People in the concerned VDCs are forced to cope by borrowing money and food, selling livestock, productive assets and out-migrating. North Jajarkot, almost all Rukum, west Rolpa and east Dailekh are still moderately food insecure because moderate to poor summer crops production has made people dependent on purchased food. Limited income sources and high food prices further complicate the food security situation. Other areas are food secure. The situation is projected to remain stable in all Rapti Bheri with the exception of moderately food insecure VDCs of Jajarkot, Dailekh and northern Rukum where the food security is likely to deteriorate.

Central East

The overall food security situation of this region is reported to be good. The food security situation has improved in Rasuwa, Nuwakot and Sindhupalchowk because of good summer crop harvests, better market access with the end of the rainy season and increased income opportunities. However, some areas (north Dolakha and Udayapur, north and south Okhaldhunga, some VDCs in the north and south of Ramechhap, and a few VDCs in Makwanpur) are moderately food insecure. This situation has been caused by a combination of factors including lower maize production, marginal agricultural land, lack of employment opportunities, people's higher dependency on markets for food and high food prices. The food security situation will remain stable in the moderately food insecure areas and in most of the food secure areas, whereas it is expected to deteriorate in central Kavre, north and south Okhaldhunga, north and east Sindhuli, north-east Chitwan and north Mahottari.

Box 1 "PASSAGE TO INDIA, Migration as a Coping Strategy in Times of Crisis in Nepal - Implications for WFP Responses"

WFP Nepal and the Nepal Development Research Institute (NDRI) recently completed a study entitled "PASSAGE TO INDIA: Migration as a Coping Strategy in Times of Crisis in Nepal; Implications for WFP Responses". The publication was released on December 17 during a seminar on the 'Role of Migration in Nepal', in which the Honorable Minister of Finance, Dr. Baburam Bhattarai was the chief guest.



This is the first comprehensive study carried out in Nepal on migration as a coping strategy during times of crisis. This type of migration is frequently adopted by millions of people in Nepal, especially those of poor origin from the Far- and Mid-Western Development Regions. India has been the most important destination for these seasonal migrants. The study was based on an extensive review of secondary data and literature as well as analyses of primary data. The primary data consisted of interviews of a total of 447 households in 15 districts, focus group discussions in communities and district headquarters, and interviews with returnees and incoming and outgoing migrants at eleven major border crossings to India.

The study addresses the questions, why and how people migrate. It explores the benefits as well as the risks associated with migration and identifies major migration routes and potential high risk areas for HIV and AIDS. Based on the findings, recommendations were made for various strategies which could be implemented by WFP and other organizations in order to minimize the risks of migration and to provide people with alternatives.

The study clearly shows that seasonal migration is closely linked with the agricultural cropping calendar with people moving out after planting of the main crops and returning before the harvesting period. Most migrants pay for the cost of migration by taking loans at exorbitantly high interest rates and the average remittance received is low. Lack of employment and food insecurity were the most reported causes of migration. The report shows that if people had three to four months of guaranteed employment, most people would not migrate. The study warns of increased risk to HIV/AIDS for migrants and their families. It reaffirms that activities like food-for-work if targeted properly at the right time could be a useful means to provide people with an alternative to migration. Other recommendations include the need for a more coordinated approach by UN agencies, the Government of Nepal and various other institutions to address the vulnerabilities associated with migration.

The publication is available both in English as well as Nepali. The Nepali edition is an annotated version of the original English edition. Hard copies of the reports can be obtained from the offices of WFP or NDRI. The publication is also available online at WFP's website at:

http://documents.wfp.org/stellent/groups/public/documents/ena/wfp19403_4.pdf (English version) and

http://documents.wfp.org/stellent/groups/public/documents/ena/wfp19583_4.pdf (Nepali version)



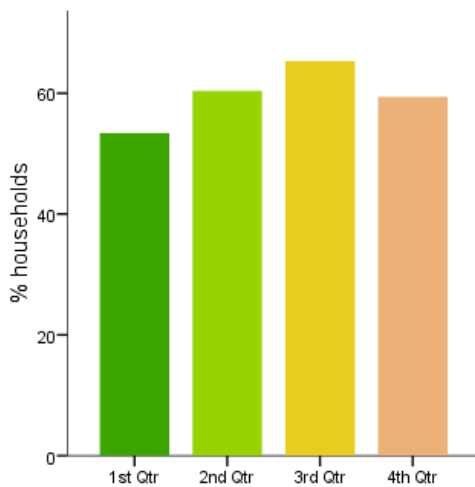
Household Food Security: Selected Indicators for 2008

VULNERABILITY

The Nepal FSMAS collected and analyzed data from approximately 3,300 households in 34 districts during 2008 to understand trends and characteristics of household food security¹. Households were randomly selected by WFP Field Monitors taking into account the food security phase classification of the selected VDCs.

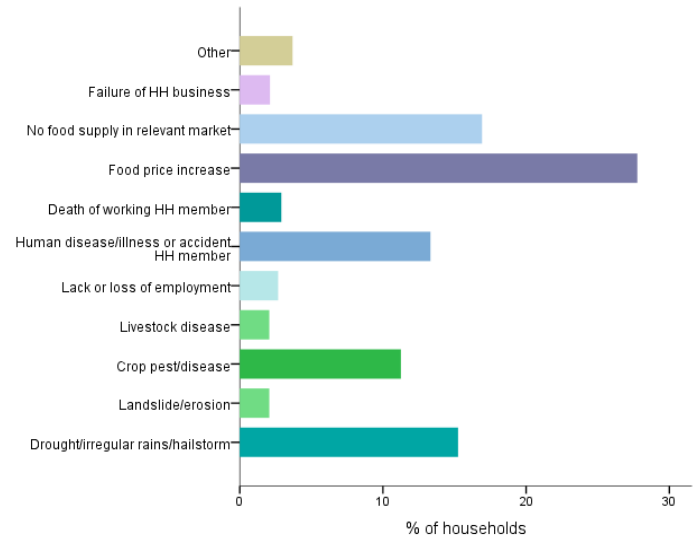
Graph 1 presents the percentage of households that have experienced a food shortage in 2008. Irrespective of the time of the year, more than 50% of households had faced a food shortage. The most frequently reported shocks that caused this situation include: food price increases, followed by lack of supply of food in the market, sickness or accident of one of the household members, crop pests and other weather related shocks affecting agricultural production (Graph 2).

Households responses to food crises caused by external events are presented in Graph 3. Coping mechanisms most frequently used include borrowing money and buy food on credit, consuming less preferred and cheaper food items. Spending savings on food, reduction in food intake, as well as out-migrating were among the most frequently used coping mechanisms.

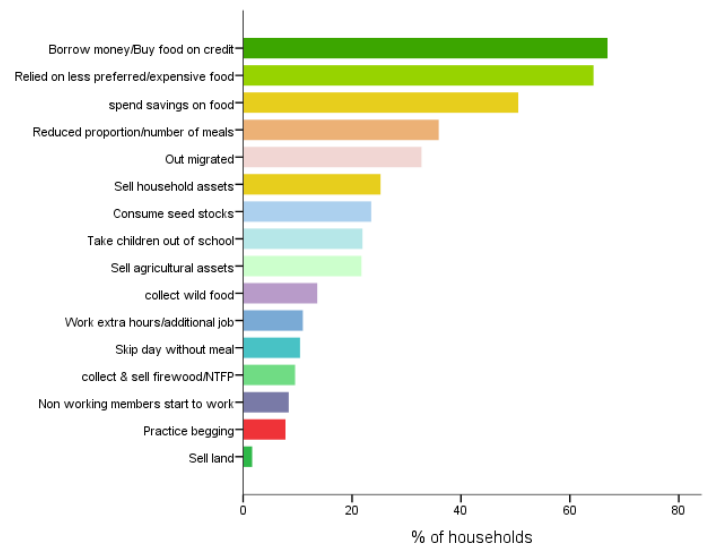


Graph 1 – Percentage of households to have experience food shortage during 2008

¹ The sample is too small to be statistically representative. Therefore the data have to be considered as indicative only.



Graph 2 – most important problems/shocks faced by households during 2008



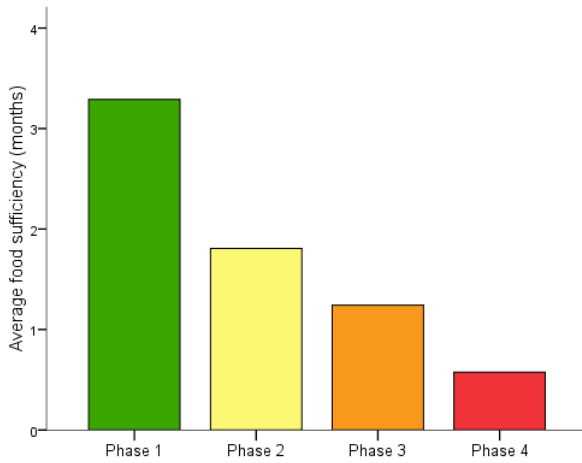
Graph 3 – most frequent coping strategies adopted by households in 2008 in cases of food shortages

FOOD AVAILABILITY

An indication of household food availability is given by the available stock of cereals at the household level and the food sufficiency period² that these stocks will provide.

Graph 4 shows how the sufficiency period varies across the food security phases in 2008. On average, families in phase 3 and 4 have stocks that will last less than 1.5 months, while families in phase 1 and 2 have sufficient stocks for between 2 to nearly 3.5 months.

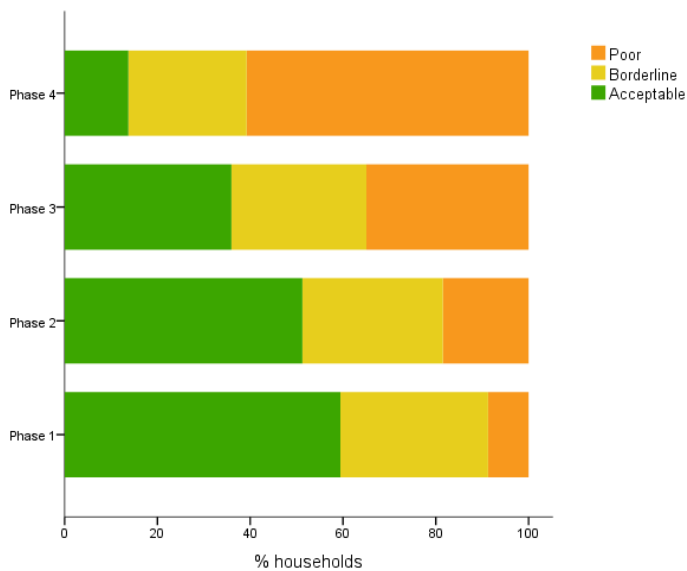
² Food sufficiency is calculated considering a minimum intake requirement of 500g/person/day and the average household's size of the sampled households.



Graph 4 – Household food sufficiency per food security phase in 2008

FOOD ACCESS

The ability to acquire sufficient quality and quantity of food to meet all household members’ nutritional requirements is depicted in graph 5. Households have been classified into three food consumption groups (‘acceptable’, ‘borderline’ and ‘poor’) according to the diversity of the diet and consumption frequency³ using the Food Consumption Score (FCS). This shows that in 2008 almost 60% of households in phase 4 and almost 40% of families in phase 3 had a poor consumption pattern, with very worrying consequences of malnutrition.



Graph 5 – Food consumption scores by phase classification

Food Security Bulletins are produced by WFP Nepal as part of the Food Security Monitoring and Analysis System. The FSMAS is currently funded from a DFID contribution in support of WFP’s operations in Nepal.

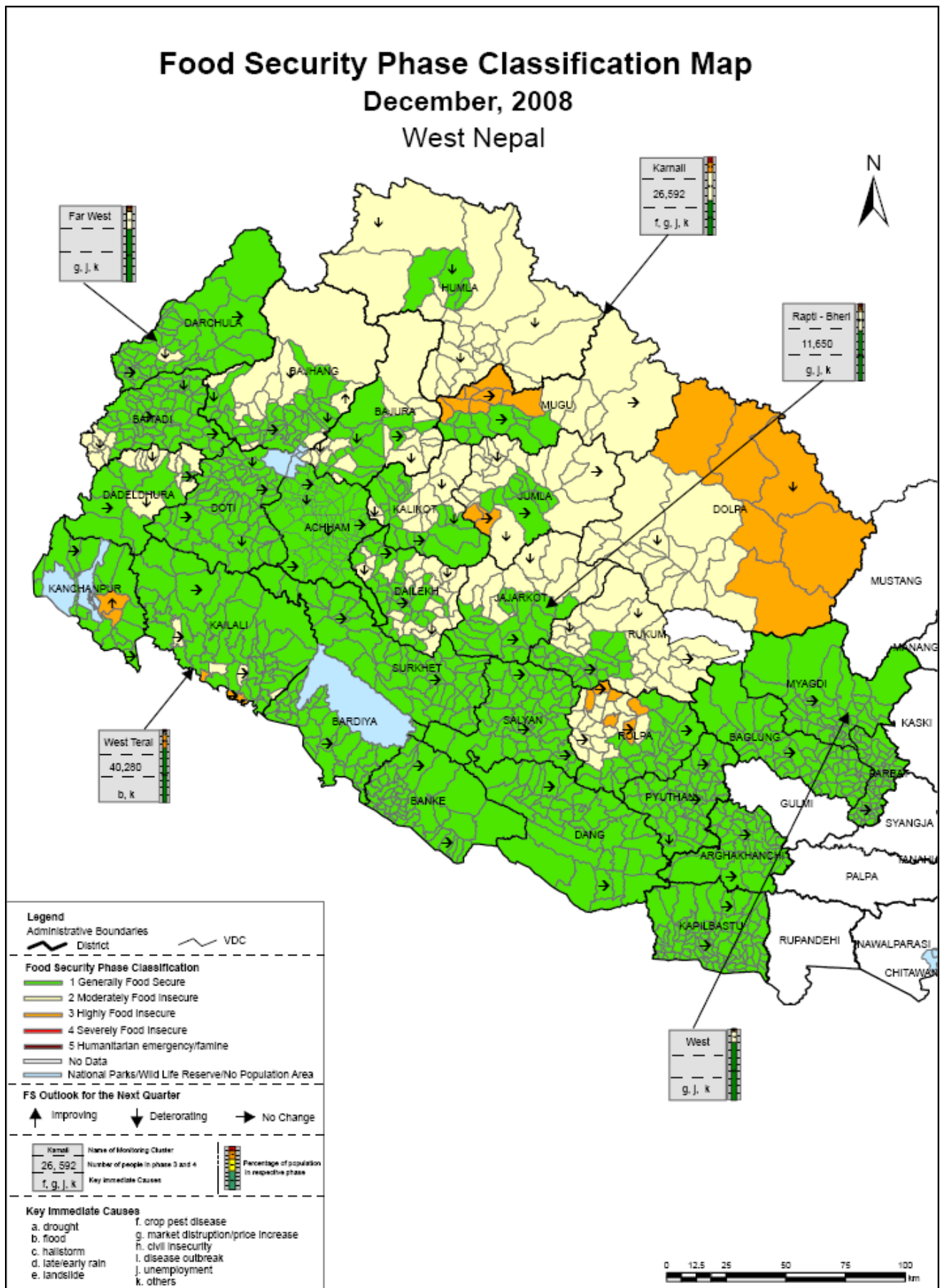
All information products produced by the Food Security Monitoring and Analysis System are available on the UN Nepal Information platform (www.un.org.np) or on the WFP website: www.wfp.org

For more information please contact the Food Security Monitoring and Analysis Unit
 United Nations World Food Programme,
 Patan Dhoka Road, Lalitpur
 PO Box 107
 Tel 5542607 ext 2420-5

³ Internationally agreed thresholds have been used for this purpose



Food Security Phase Classification Map



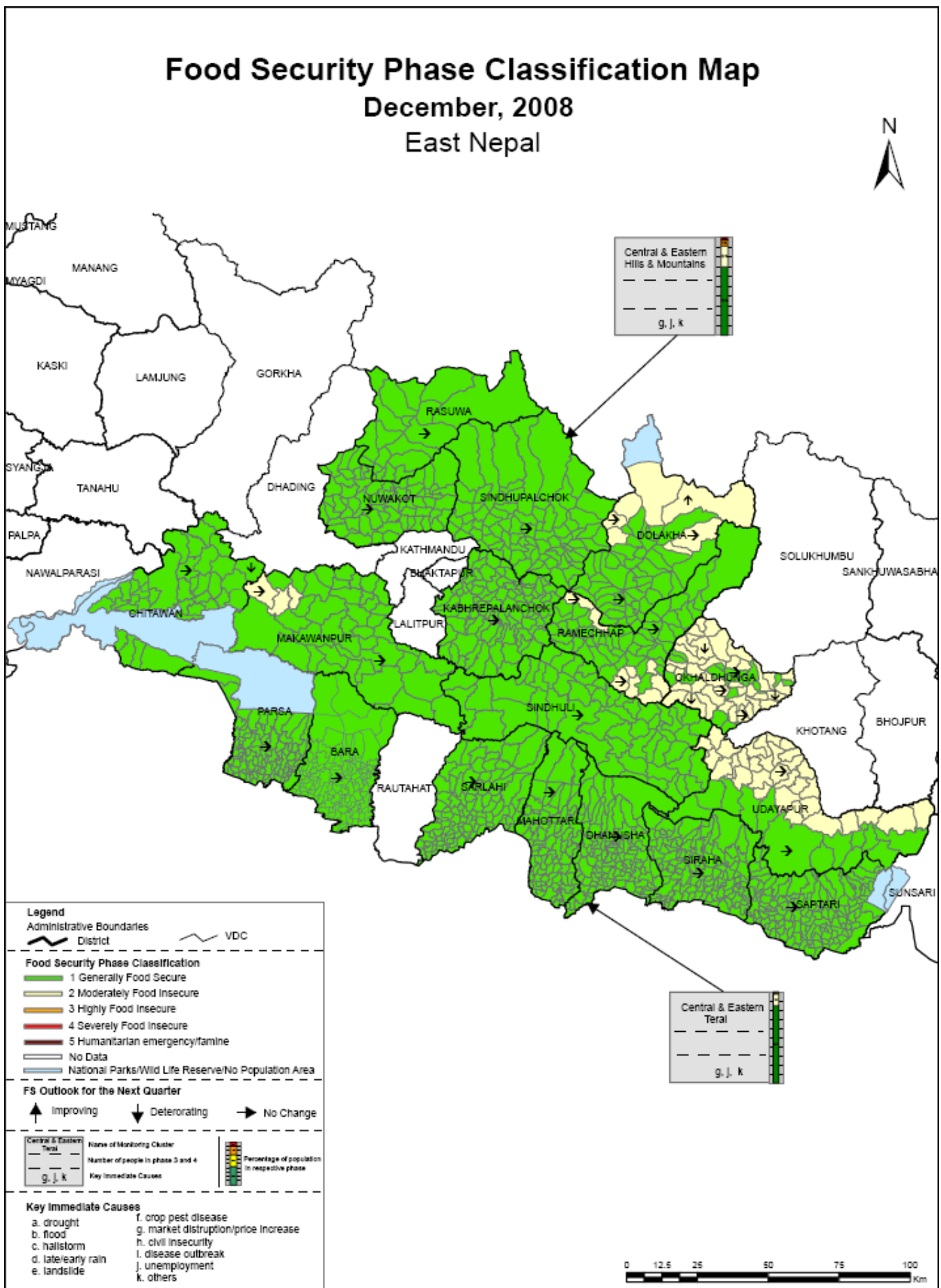
Map 1



Food Security Phase Classification Map

December, 2008





East Nepal



Map 2



District Situation and Outlook⁴ December 2008

District/VDC (Wards) ⁵		Situation report	Immediate/Underlying causes	Outlook (Jan-Mar 2008)	Remarks on assigned Outlook
Highly Food Insecure VDCs					
Karnali Districts					
Dolpa	Bhijer Saidang Tinje Dho Chharka Mukot	6,700 people are highly food insecure in 6 VDCs in upper Dolpa. More than 30% of households have food in stock for 1-2 months. People are coping by borrowing food and money, and selling livestock. Occurrence of acute child malnutrition (< 5 years) has been reported.	These are VDCs with limited and marginal agricultural land with difficult access to markets/roads. People generally depend on <i>Yarsagumba</i> and livestock sales mostly in Tibetan markets. The fall in <i>Yarsagumba</i> price and the closing of the Tibetan border due to the snow reduced the income of many households by more than 60% compared to last year. Summer wheat and buckwheat production decreased by 30-50% as the crops were affected by drought, strong wind, and pest diseases.		Household stocks will further deplete, snowfall will prevent people's access to markets in Tibet, further reducing their incomes. No other income sources are available.
Jumla	Ghodemahadev Malikathota	5,700 people are estimated to be highly food insecure in 2 VDCs, with household food stocks sufficient for less than 1-2 months. Locals are coping by reducing the amount of food consumed, consuming less preferred food, borrowing food/money and out migrating (seasonal migration increased by 20%).	These are remote VDCs with limited access to roads and markets and very few employment opportunities. Heavy rainfall during June-August affected summer crops causing a decline in production by 30 - 50%.		These VDCs will continue being highly food insecure in the months to come as employment opportunities will still be limited. People will continue using the same coping strategies. Insufficient rainfall/snow is affecting winter crops; this could cause reduced harvests in June.
Mugu	Bhie Dhainakot Natharpu Photu Jima kalai Ruga Hyanglu	Around 14,000 people are highly food insecure in 8 VDCs in the north-western part of the district. Cases of acute child malnutrition are observed mainly due to limited dietary intake, poor sanitary condition and hygiene practices. Households have limited food stocks purchased from NFC or in the Tibetan markets as stocks from their own production have finished. Locals are coping by borrowing money/food and consuming less nutritious food.	These are VDCs with limited, marginal agricultural land and limited access to roads/markets. Millet and paddy production decreased by 30-50%; employment opportunities were almost nonexistent and limited sales of natural herbs took place.		People will continue remaining food insecure as the winter crop will not be harvested until June and employment opportunities and income from the sale of natural herbs will remain low.
West Terai Districts					
Kailali	Lalbojhi Pawera	The food security situation has improved in Kailali where several VDCs were heavily affected by floods in September. However around 14,880 people in 2 VDCs are still highly food insecure. In these areas, 30% of households have food stocks sufficient for less than a month. Seasonal migration to India has increased by more than 20%. People are coping by borrowing money/food and selling livestock. Some households are forced to	Paddy and maize production decreased by more than 60% and 40-60% respectively. The agricultural land was covered by sand and silt. Income from the NTFP and cash crops decreased by 50%, whereas market price (particularly of rice) increased by 25-30%.		Household food stocks will soon be depleted. Wheat production will be limited and locals are planning to plant peanuts and sweet potatoes in the flooded fields as these crops can grow in less fertile soil. There are no stable sources of income and people will continue

⁴ More information is available on request from WFP-FSMAU and the district secretariats of the Food Security Networks (for each district locally completed analysis templates and a district synthesis table are available).

⁵ Where appropriate wards have been indicated










		sell their land.			migrating to India.
Kanchanpur	Dekhatbhuli Shankarpur Sreepur (w. 1,2)	<p>The food security situation has improved in Kanchanpur, where several VDCs were heavily affected by floods in September. However 25,400 people are still highly food insecure in 3 VDCs in the central part of the district. In these areas households have food stocks sufficient for only 15 days (food stocks from WFP) and are coping by migrating (seasonal migration trend increased by 20-40%), reducing quantity of food/eating less preferred food, selling household assets and livestock and by borrowing food/money.</p> <p>All the other VDCs are food secure. The ones that were affected by the floods have completely recovered due to summer crop harvest and availability of income opportunities (wage labour and sales of cash crops).</p>	<p>These VDCs were most affected by the floods and are still suffering from the effects of these shocks. Paddy crop production declined by more than 60% and agricultural land was covered by river sediments. Wage employment opportunities (mainly in the agricultural sector) decreased by 30-50% compared to a normal year and the prices of key food staples has increased by 20 percent.</p>		<p>The food security situation is predicted to improve as WFP food for work (FFW) activities begin; the government is also planning to provide monetary compensation to affected households. Winter crop production may be reduced because agricultural land is not completely usable due to flood sediment.</p>
Rapti-Bheri Districts					
Rolpa	Pachawang (3,4, 7-9) Rank (1-3, 5-7) Bhawang (1, 6-9), Rangkot (1-3, 7,8) Bhirul / Mirul (5-9) Whama (1, 5-8)	<p>Around 11,600 people in 6 VDCs in the northwestern part of the district are still highly food insecure with food stocks sufficient for less than a month. Locals are coping by borrowing money and food, selling livestock and productive assets. The seasonal out-migration rate has increased by 10-20%.</p>	<p>Very poor summer crops, limited remittances and income from sales of NTFP (Non Timber Forest Products), together with limited access to roads and marginal agricultural land are the major causes of food insecurity.</p>		<p>The food security situation will probably remain the same as income opportunities will remain limited.</p>

Moderately Food Insecure VDCs






Karnali Districts					
Dolpa		<p>11 VDCs in the central region of the district and 6 VDCs in the southern part are moderately food insecure with households having food stocks for 2-3 months. People are coping by borrowing food, consuming less preferred food and reducing the quantity of food consumed. The food security situation has improved in Phoksundo VDC because of food assistance provided by WFP.</p>	<p>Maize and <i>Chinu</i> production was moderate to poor due to late and excessive rainfall. High food prices, limited food stocks in markets, decreases in income from sales of <i>Yarsagumba</i> and the closing of the Tibetan border from where people purchase food, resulted in conditions of moderate food insecurity.</p>		<p>The food security situation is likely to worsen over the next few months. Winter crop will not be harvested until June and income opportunities will remain limited. Market supply of food will further decrease due to snowfall.</p>
Humla		<p>23 VDCs (out of 27) are moderately food insecure with households having 2-3 months food stocks and coping by reducing quantity of food, consuming less preferred/nutritious food and borrowing food/money. The food security situation has improved in many eastern VDCs as summer crops production, though poor, increased household food stocks. Markets were better stocked and road access was easier at the end of the rainy season.</p> <p>4 VDCs are generally food secure because of increased market stocks, good summer crop production, increased employment opportunities from development activities</p>	<p>Access to Tibetan markets, where small trades are performed and food purchased, became difficult due to heavy, early snowfall. Limited or no development activities, limited income from tourism during the off-season resulted in fewer employment opportunities. Collection and sale of NTFP, that represents the main source of income in some VDCs, will start again only in April.</p>		<p>The food security situation is likely to deteriorate in all Humla. Household food stocks are decreasing and will be depleted before the next harvest. Employment opportunities will further decrease in the winter season, markets access/supply will become limited because of the snowfall and collection/sale of NTFP will be not practiced</p>









	and favorable environmental conditions.			before April.
Jumla	The majority of VDCs on the edge of the districts are moderately food insecure with more than 50% of households having food stocks for 2-3 months. People are coping by borrowing money/food and by out-migrating (seasonal migration increased by 10-20%).	Reduced summer crops production (-10-30% for maize, -30% for paddy and more than 50% for beans and potatoes) combined with remoteness/marginal agricultural land and insufficient income from employment in development work ("one household, one job" programme, WFP FFW, other GO activities) caused conditions of moderately food insecurity.		The situation will probably deteriorate in Tamti VDC, in the South, due to high remoteness, more marginal land and limited employment opportunities.
	The VDCs closed to the district headquarters and to the Karnali highway are generally food secure with a stable outlook during January-March 2009.			Employment opportunities will continue to be available but with limited income.
Kalikot	The food security situation has improved in the north-east VDCs which were classified as severely and highly food insecure during July-September. Household food stocks are now sufficient for 1-2 months.	Moderate maize production, the presence of development activities (including "one household, one job" programme and WFP PRRO) and better market supply contributed to the improved situation. These VDCs remain however highly vulnerable because of their geographic location and because many people have not yet completely recovered from previous food insecurity episodes.		Household food stocks are decreasing and will be depleted before the next harvest. Development activities are phasing out and prices of main staples in the market remain high.
	The rest of VDCs are generally food secure with a stable outlook. Exception is Ranchuli VDC (wards 1-4) where the food security situation is likely to deteriorate due to insufficient household food stocks and phasing out of development activities.			
Mugu	Five VDCs in the eastern part of Mugu are moderately food insecure. Household food stocks are sufficient for 2-3 months. Most of the people depend on borrowing money to purchase food.	Small trades in Tibetan markets are the main livelihood strategy for the VDCs in eastern Mugu. However, the drop in <i>Yarsagumba</i> prices and closing of the Tibetan border resulted in significant reduction of income sources and food access. A poor summer harvest reduced food stocks much below what is normally expected during this time of the year. WFP operations in Mangri and Pulu however prevented further deterioration of the situation.		People will continue adopting the same coping strategies and selling <i>Yarsagumba</i> at lower prices. WFP support in Mangri and Pulu will continue support local people.
	Other VDCs are generally food secure with a stable outlook for next quarter.			
Far-Western districts				
Baitadi	Seven VDCs in the south-west are classified as moderately food insecure. Household and market food stocks are sufficient for less than 1-2 months.	These VDCs are traditionally vulnerable, with marginal agricultural land of small extension and difficult access to markets and roads. The main income source in this season was the sale of natural herbs (<i>Ritha - Sapindus mukorossi</i>) but production and price has decreased sharply. Prices of main staples in the market are still very high.		Household food stocks will gradually decrease and people will have to purchase food from markets. Price of staple could increase depending on road inaccessibility due to snowfall. More vulnerable groups (such as <i>Dalits</i>) will be most affected.
	Other VDCs are generally food secure with a stable outlook for next quarter. The food security situation could however deteriorate in some of these VDCs in the centre-north that have more households with lower food stocks.			
Bajhang	The food security situation has improved in 10 VDCs in the central and northern belt of the district thanks to summer crop harvest (though poor to very poor) and sales of natural herbs. The situation has remained unchanged in Rayal (w. 6-9) and Dangajii (w.6-9).			In Dantola and Kanda (w.1-3) WFP-RCIW project is starting.
	In all these areas people are moderately food insecure with less than 1-2 months food stocks and are coping by borrowing food/money, consuming less preferred food and out-migrating (in some areas seasonal migration trend is increased by 10-40%).	These are remote and isolated VDCs with limited and marginal agricultural land. Summer crop production was poor to very poor (maize and potatoes) and main people's income source was sales of natural herbs. Market prices are still high.		Household food stocks will quickly decline, no employment opportunities will be available and the collection/sales of natural herbs will stop.
	Other VDCs are generally food secure due to good to moderate summer crops harvest and, in some places, because of employment opportunities in development activities. Overall, the food security			

⁶ Byasi, Kadel, Maulali, Dangajii, Parakatne, Kailash, Kotdewal, Mashdev, Rilu, sunkuda, Syandi, deulikot, Pipalkot.







	situation is expected to remain stable during next quarter, only in some VDCs ⁶ the situation could deteriorate.			
Bajura	<p>The food security situation has improved in 7 VDCs that were highly food insecure in the last quarter because of the summer crop harvest, WFP food assistance and better market supply. These VDCs and other 13 VDCs remain however moderately food insecure with households having only 1-2 months food stocks. Locals are coping by out-migrating (seasonal trend increased by 20%) and borrowing food/money.</p> <p>The remaining VDCs are all generally food secure due to good maize and paddy production, WFP food assistance, and better market supply.</p>	<p>Summer crop production was moderate (-20%) due to frequent heavy rainfall and pests (in some areas crop losses reached 50% due to landslides). There were no income opportunities available and most of these VDCs are remote with limited road/market access and marginal agricultural land.</p>		<p>Household food stocks will gradually decrease. Employment opportunities will be very limited and people will have to sell their assets to be able to purchase food in markets or from NFC.</p>
Dadeldura	<p>The VDCs in the north of the district and Gangkhet VDC in the centre are moderately food insecure. Households have food stocks sufficient for 1-2 months and they cope by borrowing food/money and out-migrating.</p> <p>The other VDCs are generally food secure with a stable outlook for next quarter.</p>	<p>Main livelihood sources in this cycle are sales of soya beans (but production has decreased by 50-70%) and of natural herbs (<i>Ritha - Sapindus mukorossi</i>). The income from these sales is used to purchase rice. The market price of coarse rice is high.</p>		<p>Household food stocks will decrease and sales of <i>Ritha</i> and other natural herbs will be limited as the season is finishing.</p>
Western Terai districts				
Kailali	<p>Parts of Urma, Hasuliya, Khailad VDCs, and Tikapur Municipality are moderately food insecure with household food stocks sufficient for 1-3 months. These areas were highly affected by floods in September and were highly or severely food insecure in previous quarter. The situation has now improved because of assistance programmes and paddy harvest in November.</p> <p>The remaining VDCs are generally food secure with a stable outlook for next quarter.</p>	<p>About 25% of paddy fields were damaged by floods in September and the production decreased by 40%. Market price increased by 10-15%, and seasonal migration increased by 10-20%.</p>		<p>The situation will remain similar as there will be no harvest in the next quarter; households will have some food stocks and will continue receiving support from external programmes.</p>
Rapti-Bheri districts				
Dailekh	<p>Most of the VDCs in the east, northeast, and some VDCs like Tilepata, Tolijaisi, Sattala, Chamunda, and Padukasthan, in the west, and Malika, Baraha, Dandaparajul, and Awalparajul in the south are moderately food insecure with most of the households having food stock available for about 1-2 months. People are coping by borrowing food/money and depending on less preferred food.</p> <p>The remaining VDCs are generally food secure with a stable outlook due to stocks from summer crop, and presence of development activities like WFP food assistance.</p>	<p>Paddy and maize production decreased by about 30-50% due to excessive rainfall, pest infestation and strong wind, resulting in a serious decline in household food stocks. Agriculture based income also decreased by 30-60% as soybean plants, a potential income source, were damaged by excessive rain; the price of rice increased by 25% in the main market.</p>		<p>Food stocks will start depleting after mid-February. The market price of rice is showing an increasing trend. The next harvest will be after 5 months. The area might become highly food insecure without the prospects of food assistance or additional employment opportunities in the near future.</p>
Jajarkot	<p>The food security situation has remained stable in the northern belt of the district, where the VDCs remain moderately food insecure. Households have food stocks for less than 1-2 months and cope by borrowing food/money and eating less preferred food.</p> <p>The rest of the VDCs are generally food secure due to good summer crops, availability of employment (including in development projects) and sales of vegetables. The situation in these VDCs is projected to remain stable in the next</p>	<p>Excessive rainfall and strong wind caused a decline in maize production by 10-30% affecting household food stocks. WFP food assistance helped to prevent deterioration in household food security. Prices of main staples in the market were reported to be high.</p>		<p>WFP food assistance is scheduled to be phased out. Winter crop condition is poor due to inadequate rainfall; this could further exacerbate food insecurity in these areas after March.</p>




	quarter.			
Rolpa	<p>The food security situation has remained unchanged in the VDCs located in the northwest and few other VDCs are now moderately food insecure in the west. Households have 1-2 months food stocks and are coping by borrowing food/money and out-migrating (the seasonal trend increased by 10-20%). Locals mainly depend on markets for food in this season.</p> <p>The other VDCs are all generally food secure because of good to moderate summer crop production, good employment opportunities (including development activities from the Government, WFP/GTZ and INGOs) and they provide a stable outlook.</p>	Household food stocks were affected by moderate to poor summer crop production. Wage employment opportunities were limited, but because of improved road conditions, people were able to increase incomes through selling NTFP. However income obtained with this activity was not sufficient to purchase food in markets.		People will continue depend on market purchases for food and utilizing similar coping strategies. Local income opportunities may be supplemented by I/NGO interventions and VDC programmes.
Rukum	<p>The majority of VDCs in Rukum are still moderately food insecure with households having food stock for 1-2 months. People are coping by borrowing food from their neighbors, purchasing food on credit and out-migrating.</p> <p>The VDCs in the central-south western part of the district are generally food secure due to summer crop production (although poor in some areas), WFP/GTZ activities, sales of cash crops and better road access. The situation will probably remain stable.</p>	Most of these VDCs are remote with limited access to roads and marginal agricultural land. Maize production decreased by 20-50% (depending on the areas) due to heavy rainfall and pest diseases. Income obtained from <i>Yarsagumba</i> sales in Dolpa was limited. In some areas people engaged in sales of beans/potatoes, handicrafts and other local products. Market prices for food were reported to be high. WFP food assistance and GTZ/FSRP programmes helped to prevent a deteriorating food security situation.		The central-eastern VDCs will probably remain moderately food insecure. Some food assistance and employment opportunities will be available through WFP/GTZ and other I/NGOs.
			 ⁷	The situation could worsen in northern VDCs as food stocks are sufficient for less than a month. FFW activities will phase out in some VDCs and sales of local products will be reduced.
Central-Eastern Mountains and Hills				
Dolakha	<p>The food security situation in northern VDCs has deteriorated compared to last cycle. These VDCs are now moderately food insecure with household food stocks for 1-2 months; people are coping by borrowing food and money.</p> <p>Other VDCs are generally food secure due to good summer crop production, income opportunities (wage labor, sales of cash crops and NTFP) and better markets access. They all present a stable outlook.</p>	These are remote VDCs with marginal agricultural land and limited access to markets/roads. Production from summer crop was not sufficient to support people's needs. Therefore locals mainly relied on wage labor and, in few areas, on sales of cash crops. However the income they received was not sufficient to purchase the food they required as prices of staple foods were still high.		Limited food stock, irregular short term wage employment, limited access to markets and roads will continue causing conditions of moderate food insecurity.
				Employment opportunities in the "Upper Tamakoshi project" will contribute to improving the food security situation in Lamabagar and GauriSankar VDCs.
Makwanpur	<p>Kankada, Raksirang and Bhartapundyadevi VDC are moderately food insecure with households having depleted their food stocks in December. People are coping by borrowing money/food, reducing quantity of food, consuming wild food and out-migrating (seasonal trend increased by 10-20%).</p> <p>Other VDCs are reported to be generally food secure due to good summer crops, vegetable production and easy markets access. They overall present a stable outlook. The food security situation could however deteriorate in Dhimal and Raigaun VDCs as household food stocks will be gradually depleted and income opportunities will be limited.</p>	Lack of employment opportunities and depleted food stocks were the major causes of food insecurity.		Maize will be harvested only in May/June and employment opportunities will continue to be very limited.

⁷ Garayala, Ghetma, Duli, Jhula, Magma, Aathbisdanda, Aathbiskot, Syalagadi, Gautamkot, Sisne VDCs.



Okhaldhunga	14 VDCs in the north and 26 VDCs in the central and southern areas are moderately food insecure. Household and market food stocks are sufficient for 1-2 months. People have started coping by borrowing money and food, and reducing the size of meals. Some households in the northern belt have started selling their livestock.	Production of millet and paddy was moderate (10-30% less than normal); due to marginal land. Household income declined due to reduced production of cash crops and low employment opportunities. Market price of key commodities increased by 20—40%.	 ⁸	Household food stocks will be limited; however, people will likely get employment opportunities through portering. The situation will remain stable.
	The other VDCs are generally food secure due to good summer crop production and availability of employment opportunities. They all present a stable outlook.			The food security situation is likely to decrease because of high market prices of key commodities, reduced possibilities of employment, and diminishing household food stocks.
Ramechhap	Two VDCs in the north-west and six VDCs in the south are reported to be moderately food insecure with household food stocks sufficient for 1 month; people are coping by borrowing money and food and out-migrating. The other VDCs are food secure with a stable outlook. Good markets access, food stocks from summer crops, improved employment opportunities, sales of cash crops and remittances from out-migrants all contributed to food security.	Marginal agricultural land and lack of employment opportunities resulted in moderate food insecurity.		The situation will probably remain unchanged as food stocks will be gradually depleted and people will continue utilizing the same coping strategies.
Udayapur	VDCs in northern belt are reported to be moderately food insecure with household food stocks sufficient for 1-3 months. People are coping by borrowing food and money, consuming less preferred food, reducing the quantity of food, out-migrating and selling non-productive assets. The southern VDCs are generally food secure with a stable outlook. Normal paddy and millet production, sales of NTFP and cash crops, good wage employment opportunities in agriculture and construction work in urban areas helped in maintaining these areas food secure.	Some of these VDCs are remote and inhabited by marginalized ethnic groups. Infertile agricultural land, moderate millet production, limited wage employment opportunities, poor income from sales of cash crops and high food prices caused conditions of moderate food insecurity.		The situation will probably remain unchanged for the Northern belt. Income opportunities will be limited and people will continue utilizing the same coping strategies. Wheat will be harvested by the end of March and should help improve the situation.

Generally Food Secure VDCs








Far-Western districts				
Achham	The food security situation has significantly improved in Achham. Previously highly and moderately food insecure areas are now food secure.	Good summer crop production, regular supply of food commodities, sales of cash crops and better employment opportunities (including WFP food assistance in 32 VDCs) contributed to improved food security.		Between 3 to 5 months household food stocks, together with good employment opportunities, and continued sales of cash crops will maintain the food security situation.
			 ¹⁰	Lower household food stocks (sufficient for 1-2 months), declining employment opportunities and higher food prices will create a deterioration in food security.
Darchula	The food security situation has greatly improved in Darchula. Four out of five highly food insecure VDCs in the previous cycle are now generally food secure; one (Dhuligada VDC) has remained moderately food insecure. In this VDC, people are	Good to moderate summer crop production, income from sales of <i>Yarsagumba</i> , and availability of employment opportunities contributed to food security.		Current food stock will be sufficient for 3-5 months in northern and southern belt; people in the north have better access to food from sales of <i>Yarsagumba</i> .

⁸ Narmadeshwor, Raniban, Katunje, Chyanam, Jyamire, Bigutar, Salleri, Andheri (Narayansthan), Mamkha, Kuibhir, Ubu, and Baksa VDCs.

⁹ 14 VDCs in the northern part and 16 VDCs in the southern part.










¹⁰ Ridikot, Chandika, Baradadev, Ghodasain, Birphat, Kulika VDCs



	coping by consuming less preferred food, and out-migration (seasonal migration trend increased by 10-20%).	People in Dhuligada VDC continue to face low food stocks as the summer crops were damaged by around 30-35% due to floods and landslides; no employment opportunities were available.		In Dhuligada VDC, food security may deteriorate if no employment opportunities come available. Food stocks will be sufficient for 2-3 months for about of 50% households in central areas.
Doti	All VDCs of Doti are generally food secure with household food stocks from summer crop production between 1 and 4 months.	Good summer crop production and sales of agricultural products (including livestock products) and medicinal herbs contributed to food security		Better household food stocks and continued sales of agricultural products will help maintain food security.
			 ¹¹	These are traditionally vulnerable VDCs, isolated and with marginal agricultural land. Household food stocks will gradually decrease and people will have to rely on markets for purchasing food, but market prices are still high. Agricultural products if available will be difficult to sell because of lack of road access.
Western Terai districts				
Banke	The food security of southern VDCs in Banke has improved and all VDCs of the district are now generally food secure.	A 15% increase in paddy production helped to increase household food stocks which should be sufficient for 3-12 months; availability of employment opportunities and sales of cash crops and livestock products contributed to food security.		The food security situation is projected to remain stable due to sufficient household and market food stocks as well as availability of income opportunities.
Bardiya	The flood affected VDCs have now completely recovered and the district is generally food secure. However, <i>Kamaiyas</i> ¹² and landless people remain highly vulnerable.	Paddy production (though poor in some areas due to the floods), WFP food distribution, assistance from government, and other agencies helped people recover from the floods and/or maintain food security.		These areas will remain food secure in the next quarter and <i>Mukta Kamaiyas</i> will continue adopting the same coping mechanisms.
Dang	All VDCs of Dang are generally food secure. Households have 3-12 months food stocks.	Paddy production increased compared to last year in the VDCs located in the plain areas and maize production was good in the Hilly areas. This contributed to increased household food stocks. People in the Hills complement their food stocks with income from NTFP and cash crops sales (Ginger, <i>Timur - Zanthoxylum armatum</i> , Cinnamon) and from remittances.		The food security situation will probably remain stable with households having sufficient food stocks and income sources from sales of cash crops/NTFP, remittances and wage employment.
Kapilbastu	All VDCs of the district are food secure. Households have 3-12 months food stocks depending on location. The civil security situation is generally peaceful and people have returned to their land for crop farming.	Good paddy production, sales of cash crops (sugar cane, vegetables), employment opportunities and remittances contributed to conditions of food security.		The food security situation will remain stable. Household food stocks will be sufficient and will be complemented by income from sales of cash crops (also mustard and lentils will be harvested), remittances and wage employment.
Rapti-Bheri districts				









¹¹ Central, Northern, Southern and Eastern VDCs

¹² People who formerly were working under a system of bonded labour.

Arghakhanchi	The food security situation has remained stable in Arghakhanchi with households having sufficient food stocks.	Summer crop production was good, food supply in the market regular and employment opportunities available. In addition, remittances from household members who migrated to India, increased local income.		Food security will be maintained in the next quarter as household food stocks will be complemented by purchased food in the markets.
Pyuthan	The food security situation has improved in northern Pyuthan due to good summer crop harvest and employment opportunities (including WFP food assistance). All VDCs are now food secure with household having between 4 to 6 months food stocks.	Good summer crop production, sales of ginger in two southern VDCs and employment opportunities contributed to conditions of food security.		The situation in the next quarter will remain unchanged. Food stocks in households will be enough until the next harvest, income opportunities will be available and remittances will further contribute to maintaining food security.
Salyan	The food security situation has remained stable in Salyan with households having sufficient food stocks.	Good paddy and moderate maize production, together with income from sales of vegetables, ginger and oranges helped contribute to food security.		Sufficient household food stocks and income derived from sales of cash crops will help maintain the district food security during the next quarter.
Surkhet	All VDCs are generally food secure with households having food stocks sufficient for 2-3 months.	Paddy production increased compared to last year, which contributed to increase household food stocks. Locals living close to markets practiced sales of livestock products, firewood and vegetables.		All VDCs will probably remain food secure between January-March due to sufficient household food stocks, income from remittances, cash crops and livestock products.
Western districts				
Baglung	All VDCs are generally food secure with household food stocks on average sufficient for 1-2 months except for some VDCs in the east and north east where the food stocks are sufficient for more than 3 months.	Good paddy and millet production, sales of cash crops, NTFP and livestock products, portering, employment opportunities in construction works and in the tourist sector, are all factors that contributed to food security.		Sufficient household food stocks, production of cash crops due to irrigation facilities, better market access and remittances from out-migrants will help maintain food security.
				Food security could deteriorate in the western VDCs, where less fertile land and lack of irrigation facilities will prevent production of cash crops.
Myagdi	All Myagdi is generally food secure with VDCs in the southern belts having household food stocks sufficient for more than 3 months and VDCs in the north, west and central part with household food stocks for 1-2 months.	The VDCs in the south have productive and irrigated land while the VDCs in the north and west are characterized by marginal land with small agricultural plots. Overall paddy and millet production was good, income sources were available through sales of cash crops, NTFP, wage labor in the tourism sector and portering.		The food security situation will remain stable in the southern VDCs. Sufficient household food stocks, remittances from out-migrants, sales of cash crops and other employment opportunities will contribute to food security.
			 ¹³	Food security is likely to deteriorate in the north and west where there are lower food stocks. Sales of NTFP and cash crops will be reduced and employment opportunities greatly limited during winter. People will start borrowing food/money, eating less preferred food, and out-migrating.
Parbat	Overall the situation is food secure, although the VDCs in the north and some VDCs in the eastern belts have households with food stocks sufficient for 1-2 months.	The VDCs in the south have productive agricultural land and good markets access, while the VDCs in the north and some in		Sufficient food stock and income from remittances will guarantee food security.

¹³ Lulang, Gurjakhani, Mudi, Muna, Marang, Malkwang, Kuinengale, Chimkhola, Dagnam, Dowa, Chimkhola, Narchyang, Shikha, Histhanmandali, Ranche VDCs.



		the east are characterized by marginal land with small agricultural plots. Summer crop production was generally good and income opportunities (sales of NTFP, cash crops, livestock products, wage labor) helped maintain food security.	 ¹⁴	For the VDCs in the north and some in the east the food security situation is likely to deteriorate. Household food stocks will be depleted at the end of January and people will have to depend on markets for food. Employment opportunities and sales of cash crops will decrease, reducing income. People will borrow food and money, eat less preferred food and will out-migrate.
Central-Eastern Mountains and Hills				
Kavrepalanchok	Food security has improved in north-eastern and southern VDCs due to the summer crop harvest, sales of cash crops and livestock products, better road access and employment opportunities. The district is generally food secure. Out-migration has increased in the central VDCs.	Summer crop production (although very poor in the central part of the district), sales of livestock products and vegetables, and good employment opportunities in agriculture contributed to food security.		Better household food stocks and remittances from out-migrants will maintain the situation. Wheat and potatoes will be harvested in March.
			 ¹⁵	Limited household food stocks due to very poor summer crops and lower employment opportunities will cause a deterioration of the situation in the central VDCs. Wheat will be harvested in March and sales of vegetables will restart only at the end of February.
Sindhupalchowk	Food security has improved in the east and south-east due to summer crop harvest, sales of livestock products (in some VDCs), better road access and employment opportunities. The district is generally food secure.	Normal production of paddy and millet, sale of livestock products, increased agriculture labour opportunities and/or remittances contributed to food security.		Families will rely on food stocks from their own production and remittances will help complement their livelihood.
Nuwakot	The situation has improved in north-west and north-east VDCs due to millet harvest. All the VDCs are reported to be food secure with household food stocks for 2-3 months.	Good production of paddy and millet, sales of paddy, cash crops, NTFP, good wage employment opportunities and remittances from out-migrants contributed to food security.		Sufficient household food stocks and availability of alternative income sources will help maintain food security. Wheat will be available after the harvest in March/April.
Rasuwa	All the VDCs are reported to be generally food secure, including Bridhim, Gatlang, Haku, Langtang, Timure & Yarsa VDCs, which were moderately food insecure in the previous quarter. Household food stocks are now sufficient for 3-4 months.	Good paddy and millet production, better road access after the rainy season, increased income from sales of cash crops/NTFP, tourism, remittances, and wage employment opportunities in Melung Hydropower project helped improving and maintaining food security.		Sufficient food stock, sale of NTFP & cash crops, and income from tourism will contribute to local food security.
Sindhuli	Good situation with household food stocks and market stocks sufficient for 2-3 months.	Food security was maintained due to good to moderate summer crops production, good agricultural wage employment opportunities, remittances from out-migrants, sales of firewood, vegetables and fruits.		Sufficient household food stock, remittances and income from cash crops will contribute to food security.
				In the northern and eastern VDCs, food stock is sufficient for 1 month only. No irrigated land, decrease in production of cash crops, fewer wage employment opportunities and high food prices will create conditions of food insecurity.
Central-Eastern Terai				



¹⁴ Majhphantmallaj, Banskharka, Lekhfant, Dahiring, Salija, Bhuktangle, Kyang, Banou, Nagliwang, Deurali, Deupurkot, Durlong, Chitre, Ramjadeurali, Arthardadakharka, Kaulalakuri, Thulipokhari, Biatalawapipaltari, Sahnkarpokhari, Thapathana, Karkineta, Banghara, Thanamaulu, Falamkani, Pakhapani, Bhorle, Balakot, Lunkudeurali, Bhoksing, Hosrangdi, saraukhola, Bhorle, Bulibans, Urampokhara, Saligram, Taklak VDCs.

¹⁵ Chhetrebanjh, Daraune Pokhari, Kanpur Kalapani, Khanalthok, Mathurpati, Methinkot, Puranogaun, Shyampati, VDCs.



Bara	Presenting an overall good food security situation.	Normal paddy production and good wage employment opportunities, particularly in agriculture, helped to maintain food security.		Sufficient household food stocks (3-4 months), normal market situation, and favorable employment opportunities will help maintaining food security.
Chitwan	Presenting an overall good food security situation with household food stocks sufficient for 2-6 months depending on location. However Dahakani, Kaule, Siddi, Lothari, Korak VDCs are borderline between phase 1 and 2.	Good production of paddy, favorable wage employment opportunities, sales of cash crops and remittances from-out-migrants contributed to food security.		Dahakani, Kaule, Siddi, Lothari, Korak VDCs could become food insecure as household food stocks will soon be depleted and people will start borrowing food/money and consuming wild food.
				People have sufficient food and wheat will be harvested in February-March. Generally good employment opportunities and good income from sales of vegetables.
Dhanusha	All VDCs are generally food secure with 2-3 months (VDCs in the centre and south) and up to 5 months (VDCs in northern belts) household food stocks.	Good paddy and millet production (except for the south-west where paddy production decreased by 20%), sugarcane production, sales of firewood and vegetables (in northern VDCs), and good wage employment opportunities in agriculture contributed to food security.		Sufficient household food stocks and income from cash crops sales and remittances will contribute to food security.
Mahottari	Overall presenting a good food security situation.	Normal millet production, moderate paddy production, sales of vegetables, livestock products, sugarcane, timber and NTFP (in some areas), remittances and employment opportunities contributed to food security.		KayarMara, Masthan, Gauribas VDCs, in the north, may be food insecure in the next quarter. Household food stocks and employment opportunities will gradually decline and people will depend on markets for food.
				Income from remittances, easy access to Indian markets to buy commodities at cheaper prices, livestock and vegetable farming, and sales of firewood will help maintaining food security.
Parsa	Presenting an overall good food security situation with household food stocks sufficient for 2-4 months depending on location. In Thori, NirmalBasti and Subarnapur VDCs high incidence of acute child (< 5 years) malnutrition has been reported.	Good paddy and potato (only in central VDCs) production, favorable wage labour employment opportunities in constructions, factories and shops, sales of vegetables and timber, <i>Cannabis Sativa</i> farming (Northern and central VDCs), and small illegal trades with India, all contributed to food security. The civil security situation however deteriorated in the central VDCs and in the urban areas.		These areas will remain food secure. People will continue adopting the same livelihood strategies.
Saptari	Saptari is generally food secure. In Joginia 1-3, Bhardaha, Portaha, Madhwanpur VDCs food and non-food items are being provided by humanitarian agencies to 3000 flood affected households from Sunsari.	Good production of paddy, sales of cash crops, employment opportunities in agriculture/construction works/brick factories, and humanitarian operations in some VDCs helped maintain food security.		Sufficient household food stocks for 2-3 months, wheat harvest in mid-March, and good income opportunities will maintain food security.



Sarlahi	<p>All the VDCs are generally food secure with households having food stocks for 2-3 months.</p>	<p>A combination of factors maintained food security: good production of paddy and millet, sales of firewood, vegetables, cash crops, sugarcane, and employment opportunities in agriculture as well as remittances.</p>		<p>Wage labour opportunities will decrease but out-migration/remittances will increase. Easy access to Indian markets and the livelihood strategies adopted so far will contribute to maintaining food security.</p>
Siraha	<p>Overall presenting a good food security situation with households having food stocks for 2-4 months (depending on location). The northern VDCs in the previous quarter were moderately food insecure; the food security state improved due to summer crop production.</p>	<p>Good paddy and maize production, sales of cash crops, firewood and good income sources (wage employment opportunities in agriculture/brick factories/construction and development works) contributed to food security.</p>		<p>These areas will remain food secure. People will continue adopting the same livelihood strategies.</p>



Estimated Number of Highly and Severely Food Insecure People

SN	District	VDCs	Highly food insecure (starting affecting livelihood assets)	Severely food insecure (acute food and livelihood crisis)	Total Population highly and severely food insecure
			Phase 3	Phase 4	
I. Karnali belt					
1	Jumla	Ghodemahadev		-	-
	Jumla	Malikathota		-	-
Jumla Total			5,700	-	5,700
2	Mugu	Bhie (1-9)	1,150	-	1,150
	Mugu	Dhainakot	1,960	-	-
	Mugu	Natharpu (1-9)	1,370	-	1,370
	Mugu	Photu (1-9)	1,010	-	1,010
	Mugu	Kalai	1,500	-	-
	Mugu	Jima (1-9)	2,200	-	2,200
	Mugu	Ruga (1-9)	3,100	-	3,100
	Mugu	Hyanglu (1-9)	1,870	-	1,870
Mugu Total			14,160	-	14,160
3	Dolpa	Mukot (1-9)	700	-	700
	Dolpa	Bhijer (1-9)	500	-	500
	Dolpa	Tinje (1-9)	1,300	-	1,300
	Dolpa	Saldang (1-9)	2,800	-	2,800
	Dolpa	Dho (1-9)	700	-	700
	Dolpa	Chharka (1-9)	700	-	700
Dolpa Total			6,700	-	6,700
Sub-Total_I.			26,560	-	26,560
II. Rapti Bheri Hills					
4	Rolpa	Pachhawang (3,4, 7-9)	1,650	-	1,650
	Rolpa	Rank (1-3, 5-7)	2,880	-	2,880
	Rolpa	Bhawang (1, 6-9)	1,300	-	1,300
	Rolpa	Rangkot (1-3, 7,8)	2,200	-	2,200
	Rolpa	Bhirul / Mirul (5-9)	1,470	-	1,470
	Rolpa	Whama (1, 5-8)	2,150	-	2,150
Rolpa Total			11,650	-	11,650
Sub-Total_II.			11,650	-	11,650
III. Western Terai					
5	Kanchanpur	Dekhatbhuli,	14,600	-	14,600
	Kanchanpur	Shankarpur,	7,700	-	7,700
	Kanchanpur	Sreepur (w. 1,2)	3,180	-	3,180
Kanchanpur Total			25,480	-	25,480
6	Kailali	Lalbojhi	12,280	-	12,280
	Kailali	Pawera (2-4, & 6-8)	2,600	-	2,600
Kailali Total			14,880	-	14,880
Sub-Total_III.			40,360	-	40,360
Grand Total			78,570	-	78,570

Table 1 – Number of highly and severely food insecure people in December 2008

District Based Food Security Networks

As part of the food security phase classification methodology, WFP is promoting, with the support of the Ministry of Agriculture and Cooperatives, the establishment of district-based food security networks (FSNs) to enable better verification of food security information and decision making by major local agencies. The forums are composed of representatives of local government, UN agencies, I/NGOs and civil society representatives working in food security

related fields (Table 2 on page 19 gives some additional details).

As of December 2008, 45 Food Security Networks (FSNs) have been set up and another 7 should be established before March 2009 (in some districts the District Agriculture Development Executive Committee serves as the FSN).

The FSNs meet quarterly to exchange information and produce a food security phase classification map of the district.

This map is based on a set of agreed indicators with fixed thresholds (see page 20) and a thorough analysis using an analysis template. Small technical working groups have been established as part of each FSN to prepare the draft maps and complete the analysis templates. The drafts are subsequently discussed in the FSN meeting.

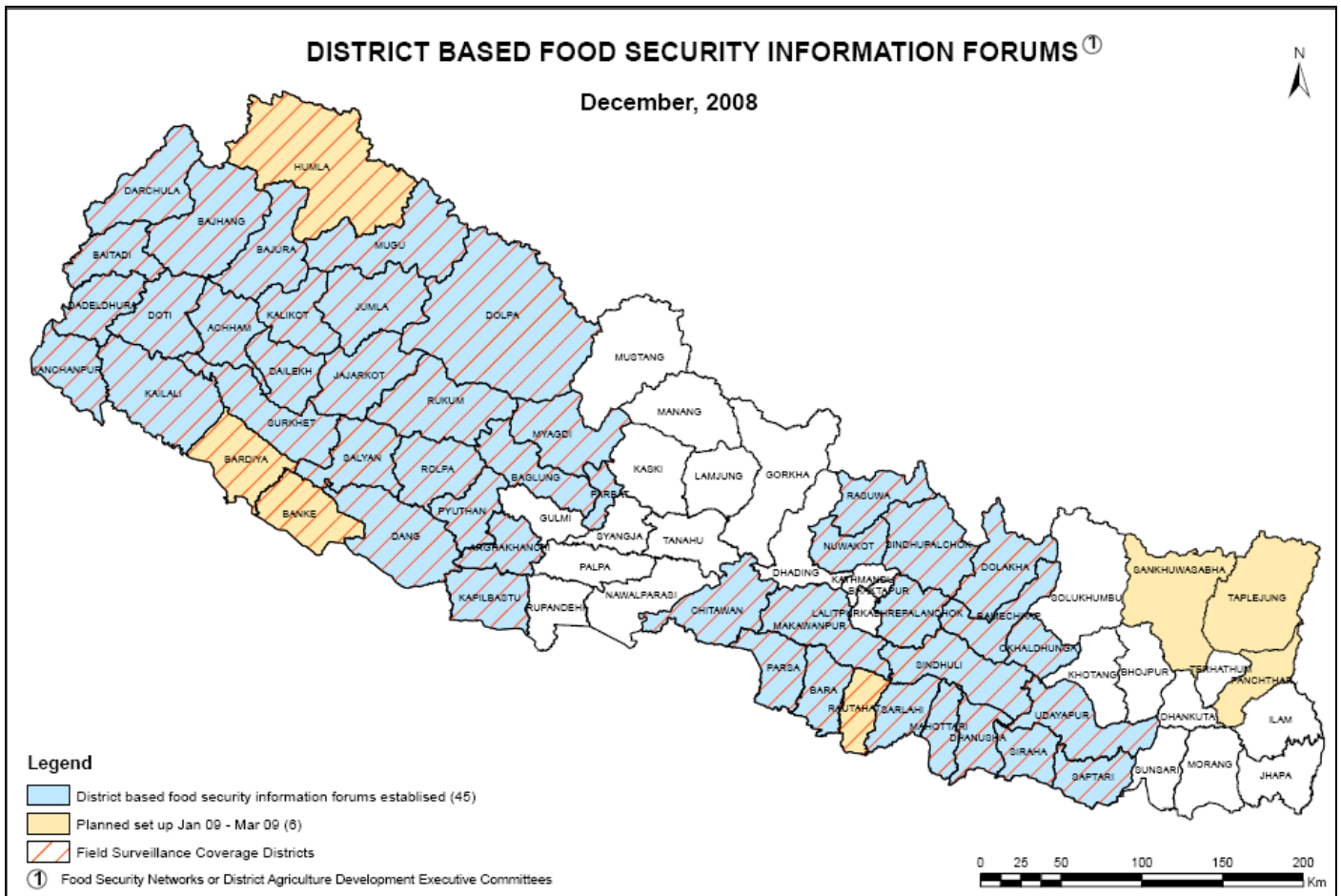




Table 2 – District based food security information forums (December 2008)

	District	Name district based FS forum	Date set up	Coordinator/Chair person	Co-coordinator/Vice-chair person	Member Secretary	Total members	Working/Technical group (n. members)	n. meetings held*
1	Jumla	FSN	25-Apr-08	CDO	LDO	DADO	19	7	3
2	Dolakha	FSN	29-Apr-08	CDO	LDO	DADO	16	no	2
3	Makwanpur	DADC	11-May-08	DDC	CDO	DADO	12	11	2
4	Chitwan	FSN	12-May-08	LDO		DADO	11	9	2
5	Sindupalchok	DADC	29-Jul-08	District president	CDO	DADO	13	no	1
6	Dadeldura	FSN	31-Jul-08	LDO	CDO	DADO	13	no	1
7	Kavre	FSN	31-Jul-08	CDO	LDO	DADO	16	no	1
8	Kanchanpur	FSN	1-Aug-08	LDO	CDO	DADO	15	no	2
9	Darchhula	FSN	3-Aug-08	LDO	CDO	DADO	15	5	2
10	Kailali	FSN	4-Aug-08	DADO	DAO	DADO	18	no	1
11	Baitadi	FSN	5-Aug-08	CDO		DADO	14	no	1
12	Rasuwa	FSN	5-Aug-08	LDO		DADO	18		1
13	Jajarkot	FSN	9-Aug-08	LDO		DADO	24	9	1
14	Bajura	FSN	12-Aug-08	LDO		DADO	11	no	2
15	Achham	FSN	18-Aug-08	CDO		DADO	15	no	2
16	Surkhet	FSN	18-Aug-08	LDO		DADO	17	5	2
17	Parsa	DADC	21-Aug-08	District president	CDO	DADO	34	10	1
18	Rolpa	FSN	22-Aug-08	LDO	CDO	DADO	15	no	0
19	Pyuthan	FSN	25-Aug-08	CDO	LDO	DADO	11	no	1
20	Salyan	FSN	27-Aug-08	LDO		DADO	19	7	2
21	Doti	FSN	28-Aug-08	LDO		DADO	15	no	1
22	Rukum	FSN	1-Sep-08	DDC		DADO	25	no	1
23	Ramechhap	FSN	9-Sep-08	DADO		WFP FM	15	no	2
24	Nuwakot	FSN	11-Sep-08	LDO		DADO	14	no	1
25	Dailekh	FSN	21-Sep-08	LDO	CDO	DADO	25	no	2
26	Mugu	FSN	23-Sep-08	DADO		MCDC	22	yes	2
27	Bara	DADC	22-Oct-08	District president	CDO	DADO	24	11	1
28	Dhanusha	FSN	11-Nov-08	DADO		DDC info officer	21	no	0
29	Mahottari	DADC	14-Nov-08	District president	CDO	DADO	26	10	1
30	Sarlahi	DADC	16-Nov-08	District president	LDO	DADO	26	7	0
31	Okhaldhunga	DADC	18-Nov-08	District president	LDO	DADO	22	13	1
32	Sindhuli	DADC	24-Nov-08	District president	LDO	DADO	29	12	0
33	Dang	FSN	26-Nov-08	LDO		DADO	20	no	1
34	Dolpa	FSN	1-Dec-08	LDO		DADO	20	7	1
35	Myagdi	FSN	2-Dec-08	District president	CDO	DADO	15	8	1
36	Argakhanchi	FSN	3-Dec-08	CDO		DADO	18	11	1
37	Kapilvastu	FSN	4-Dec-08	CDO		DADO	11	no	0
38	Baglung	FSN	4-Dec-08	CDO	LDO	DADO	17	8	1
39	Parbat	FSN	7-Dec-08	CDO	LDO	DADO	17	8	1
43	Kalikot	FSN	8-Dec-08	LDO		DADO	19	no	0
42	Bajhang	FSN	12-Dec-08	CDO	LDO	DADO	19	no	1
40	Saptari	DADC	19-Dec-08	District president	CDO	DADO	12	12	1
41	Siraha	DADC	21-Dec-08	District president	CDO	DADO	23	9	1
44	Udayapur	DADC	29-Dec-08	District president	CDO	DADO	21	13	0
45	Humla	Planned	Mar 09						
46	Banke	Planned	Jan-Feb 09						
47	Bardiya	Planned	Jan-Feb 09						
48	Sankhusabha	Planned	Feb 09						
49	Taplejung	Planned	Jan 09						
50	Panchtar	Planned	Jan 09						
51	Rautaha	Planned	Jan 09						
	TOT						802	192	51
	* not including FSN set up meeting								
	Notes:								
	FSN	Food Security Network							
	DADC	District Agriculture Development Committee							
	DADO	District Agriculture Development Office (decentralized structure of the Ministry of Agriculture)							
	CDO	Chief District Officer (Heading the District Administrative Office - DAO)							
	LDO	Local Development Officer							
	DDC	District Development Committee							
	WFP FM	WFP field monitor							



Food Security Phase Classification: Reference Indicators

Reference Indicators			phase 1	phase 2	phase 3	phase 4	phase 5	Observations
			Generally Food secure	Moderately food insecure	Highly food insecure (starting affecting livelihood assets)	severely food insecure (acute food and livelihood crisis)	Humanitarian emergency/famine	
1. Food availability	a	crop production / situation	T: up to 10-20% less than normal M+H: up to 10% less than normal	T: 20-40 % less than normal M+H: 10-30% less than normal	T: 40-60% less than normal M+H: 30-50% less than normal	T: 60-80 % less than normal M+H: 50-70% less than normal	T: >80 % less than normal M+H: >70% less than normal	Normal yield is based on 5 years average in the district (M=mountains, H=hills, T=Terai)
	b	HHS food stocks	> 50% HHS with more than 3 months food stocks	T: > 50% HHS with 1-3 months food stocks M+H: > 50% HHS with 2-3 months food stocks	T: > 30% HHS with < 1 month food stocks M+H: > 30% HHS with 1-2 months food stocks	T: 30-50% HHS with depleted food stocks M+H: 30-50% HHS with < 1 month food stocks	>50% HHS have depleted food stocks	
	c	stock of main staples in key markets	2- 3 months stocks	1-2 months stocks	less than 1 month stock	stocks depleted	stocks depleted	
2. Food access	a	wage employment opportunities within district	as per normal situation	10-30 % fewer opportunities compared to normal situation	30 - 50 % fewer opportunities compared to normal situation	Opportunities decreased by > 50 % or no opportunities	no opportunities	normal employment condition is based on people's perception
	b	sale of NTFP, cash crops and other agr. products	income as per normal situation	income decreased by up to 30 % compared to normal situation	income decreased by 30 - 60 % compared to normal situation	income decreased by > 60 %	no sales	Normal income earnings are based on people's perception
	c	market price of rice	decreased, constant or up to 10% of normal price	increased by 10-20% of normal price	increased by 20-40% of normal price	increased by more than 40-80% of normal price	increased by more than 80-100% of normal price	compared to average price during same period last year
3. Hazards	a	natural disasters	No natural disasters or occurrence causing <20 % loss of food stocks and assets	occurrence of natural disaster causing 20-30 % loss of food stocks and assets	occurrence of natural disaster causing 30-50 % loss of food stocks/assets and human casualties	occurrence of natural disaster causing >50% loss of stocks and assets and human casualties	occurrence of large scale devastating natural disasters (i.e. earthquake) causing complete destruction, significant human casualties, displacement	assets include land, agricultural tools, cattle, houses
4. Out-migration	a	Out-migration	up to 10% increase of traditional seasonal out-migration	10-20% increase of traditional seasonal out-migration	up to 20-40% increase of traditional seasonal out-migration	>40% increase of traditional seasonal out-migration	large scale out-migration	Traditional seasonal out-migration is based on people's perception
5. Coping	a	Coping	Traditional coping mechanisms that are part of livelihood strategy (migration, wage labour, sell NTFP, consumption of wild food)	change in regular food habits (reduce quantity food, less preferred food), borrowing food/money, selling of non-productive assets	HHS adopt irreversible coping strategies (selling of productive assets - livestock, land, seed) and skipping meals	HHS adopt a high level of irreversible coping strategies including, increased sale of productive assets, looting, and high dependence on wild foods	no more coping mechanisms, starvation and death	
6. Food utilization	a	acute child (<5 years) malnutrition			10-15%	> 15%	>30%	to measure and consider only if the other indicators give evidence of being in phase 3, 4 or 5 (random measurement of MUAC by FMs)
	b	disease	no significant cases of disease	significant cases of diseases under control	epidemic outbreak; increasing	pandemic outbreak	pandemic outbreak	
7. Civil security	a	Civil security	general peaceful situation	security situation deteriorating (bandhs and roadblocks 7-15 consecutive days / 3 months)	movement restricted (bandhs and roadblocks 15-30 consecutive days / 3 months)	movement restricted (bandhs and roadblocks > 30 consecutive days / 3 months)	high intensity conflict situation, displacement	